

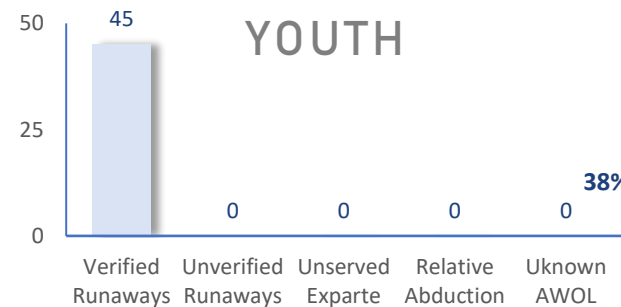
The following statistics show the status and demographics of absent Kansas foster youth and track DCF's successful recovery efforts.

## RECOVERED YOUTH

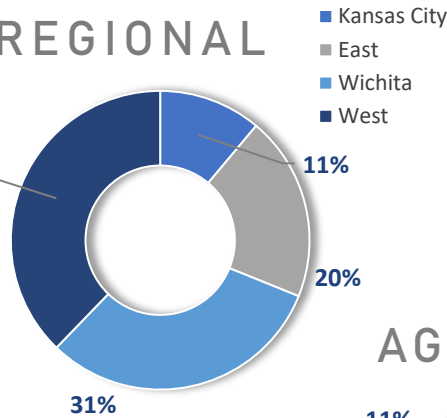


\*A youth may be recovered more than once per month.

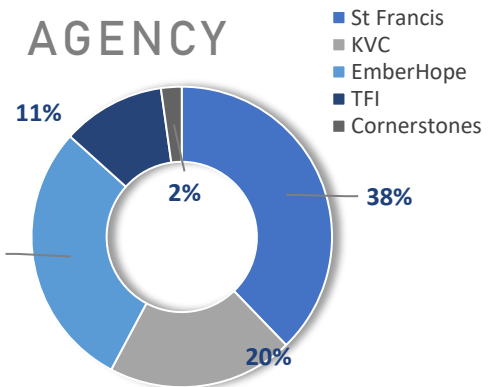
## CURRENT AWOL YOUTH



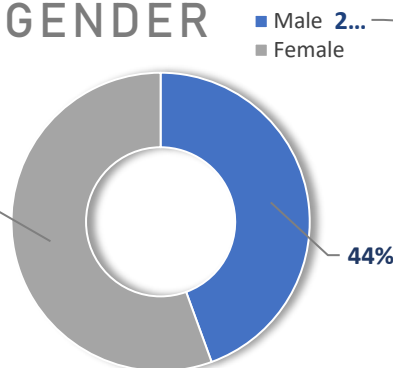
## REGIONAL



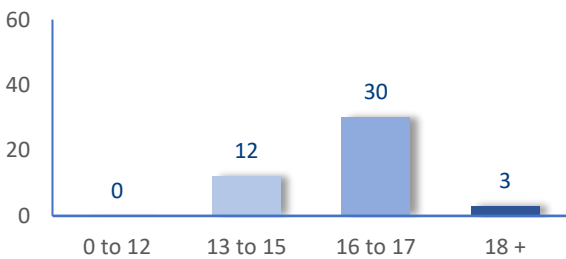
## AGENCY



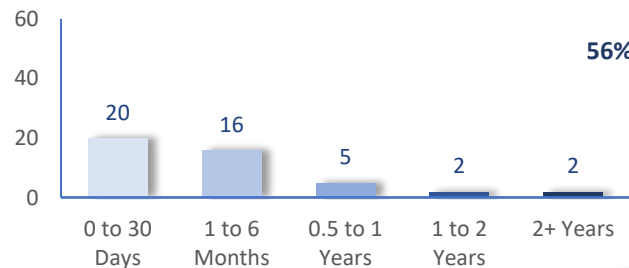
## GENDER



## AGE



## TIME



## DAILY AWOL YOUTH

# 2025

October		November		December		January	
DATE	# AWOL	DATE	# AWOL	DATE	# AWOL	DATE	# AWOL
1	39	1	46	2	44	2	44
2	38	4	48	3	44	3	39
3	36	5	48	4	41	6	39
4	36	6	47	5	40	7	39
7	39	7	47	6	40	8	41
8	38	8	47	9	41	10	41
9	38	12	47	10	41	13	42
10	38	13	47	11	41	14	41
11	39	14	46	12	41	15	43
14	39	15	45	13	41	16	45
15	41	18	42	16	42	17	43
16	42	19	43	17	42	21	44
17	43	20	45	18	39	22	45
18	42	21	45	19	40	23	45
21	46	22	46	20	36	24	
22	44	25	43	23	36	27	
23	43	26	46	24	36	28	
24	41	27	44	26	42	29	
25	42			27	37	30	
28	45			30	43	31	
29	45			31	41		
30	48						
31	46						